

Pioneer®

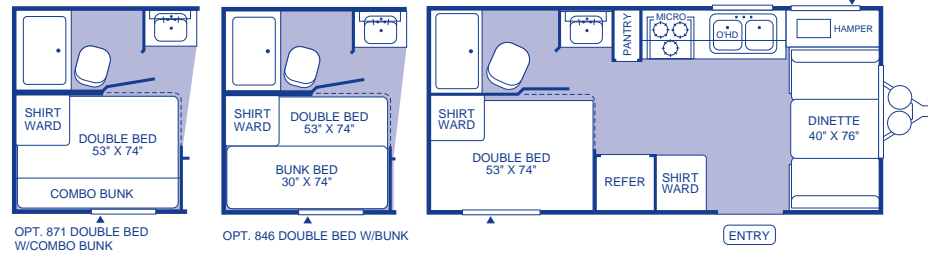
2004

Explore Pioneer's Features and Benefits

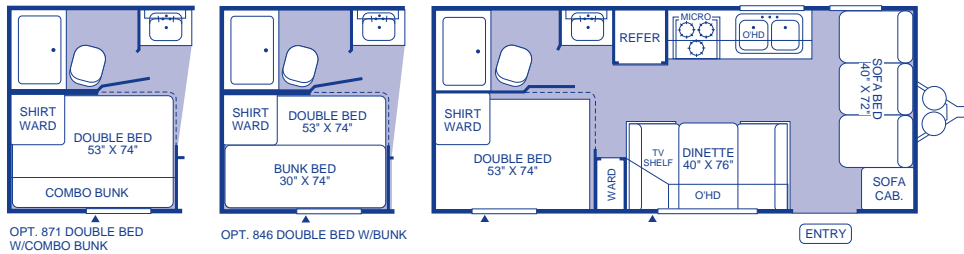
1. Fleetwood quality at an affordable price.
2. Child friendly wall-switched lights in the living area, bathroom and bedroom.
3. Plenty of standard equipment including a patio awning, a double-door refrigerator, and a TV antenna.
4. Features a "whole house" water filtration system so children can get a drink of water from the bathroom sink.
5. Water heater features a DSI (Direct Spark Ignition) that allows you to light the water heater from inside with the push of a button.
6. All primary beds feature an innerspring mattress.
7. Includes a systems monitor panel, which allows you to keep track of tank capacities.
8. Window treatments include mini-blinds which provide for privacy and ventilation as well as control light.
9. Standard safety features include a GFI circuit, smoke detector, fire extinguisher, and an LPG leak detector.
10. By Fleetwood - a name you know, a name you trust.

Pioneer® Travel Trailer Floor Plans

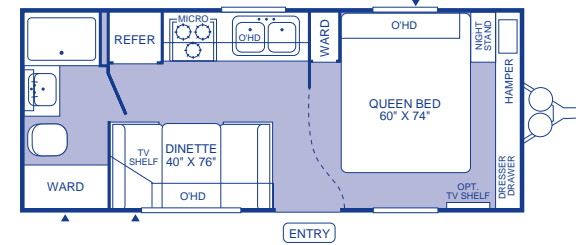
17T4



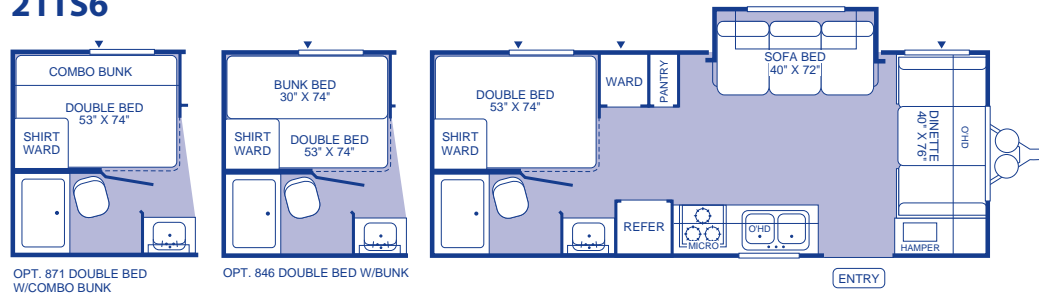
18T6



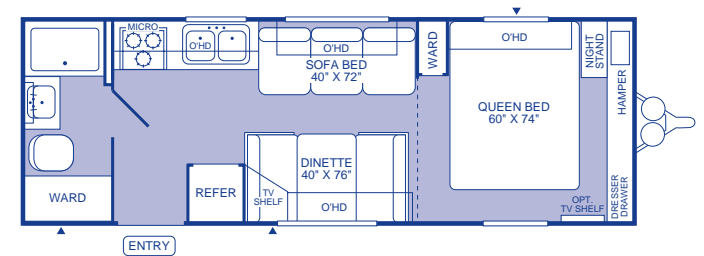
19T4



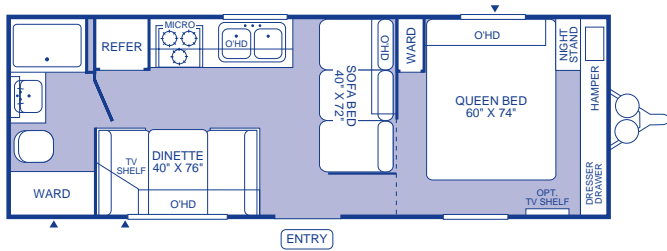
21TS6



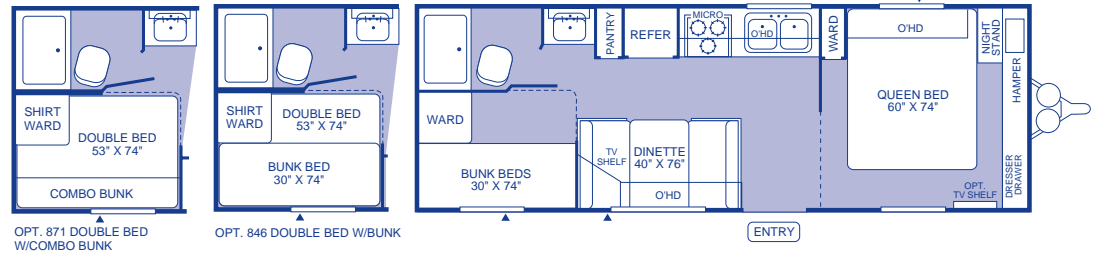
22T6



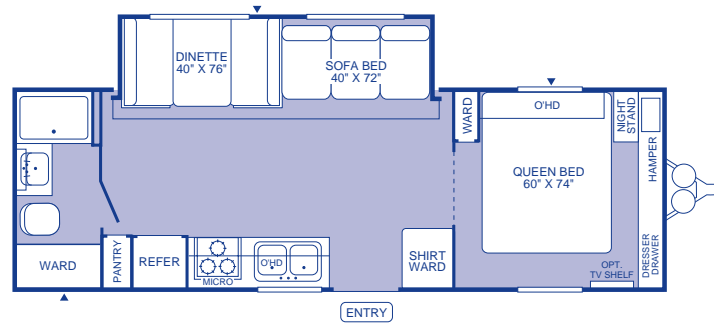
23T6



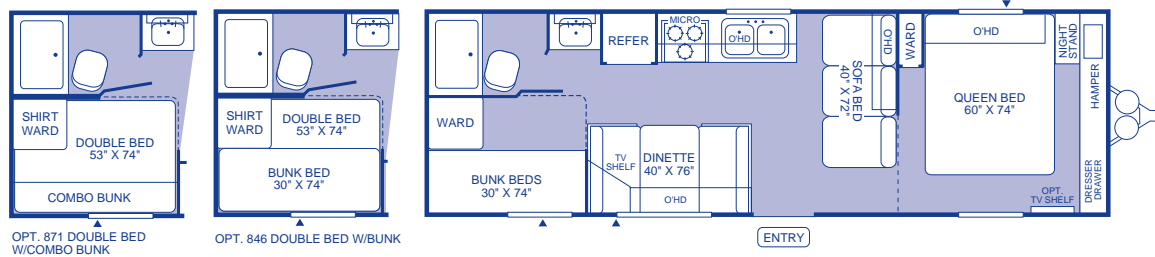
24TB6



25TS6



27TB8



Some models are not available in all areas of the country.
Please see your local dealer for model availability.

▲ = Exterior Storage

Livability

- 92 5/8" Interior Width
- Double-Light Fixtures (Most Areas)
- Contoured Cabinet Treatments - Radius Styling
- Light Colored Interior Wall Coverings
- Large TV Location (Most Models)
- Large Cabinet Doors
- Lift-Up Bed Platform w/Below Bed Storage (Most Models)
- Bedside Nightstand (Most Models)
- Wardrobes Accommodate Residential Size Clothes Hangers
- Built-In Magazine Rack

Exterior

- Arctic White Gloss Exterior Metal Finish
- Structural I-Beam Cambered Chassis
- Rear Bumper w/Sewer Hose Carrier
- Locking, Insulated Luggage Doors
- One-Piece Seamless Rubber Roof
- Radius Aluminum Sidewall Skirting (Most Models)
- Molded Wheel Well Skirts (Most Models)
- Baked Enamel Color Band
- R-7 Insulation
- 30" Wide Main Entry Door w/Window (Most Models)
- Flush Mount Entry Door Latch w/Deadbolt Lock
- Reinforced Screen Door w/Kick Panel
- Radius Truss Roof Rafters
- Radius Corner Windows
- Patio Light - Interior Switch
- Welded, Dual Battery Rack (Travel Trailer Models Only)
- Sub-Floor Fresh Water Holding Tank
- Awning
- LP Gas Quick Connector

Interior

- Innerspring Mattress
- Décor Wall Border
- Décor-Coordinated Bedspread
- Miniblinds Throughout (Except Bunk Windows)
- Bedroom Headboards (Most Models)
- Raised Panel Overhead Cabinet Doors
- Mirrored Bedroom Wardrobes

Galley

- Double Handle Faucet
- Pre-finished Refrigerator Insert
- Trash Bag Holder (Most Models)
- Double Bowl Stainless Steel Galley Sink w/Covers
- Built-In Knife Rack
- Overhead Storage Cabinet Above Sink
- Pantry w/Removable Shelves (Most Models)

Bath

- One-Piece Tub/Shower Walls w/Molded Soap Dish (Except Garden Tub)
- Medicine Cabinet w/Mirrored Door
- Wall-Mounted Bathroom Vanity Mirror (Most Models)
- Thetford® Fresh Water Flush Toilet
- 12V Power Exhaust Roof Vent
- Wall-Switched Ceiling Light
- Brass Towel Bar, Towel ring, Toilet Paper Holder

Appliances/Equipment

- Dometic® Double Door LPG/Electric Refrigerator
- Magic Chef® 3-Burner (1 High-Output), Range w/Oven
- hydroflame® Forced Air, Furnace w/Thermostat
- Range Hood w/12V Light and Exhaust Fan
- Wall-Mounted Systems Monitor Panel
- In-Floor Rigid Furnace Ducting (Most Models)
- In-Ceiling Rigid Air Conditioner Ducting (Most Models)
- 6-Gallon LP Gas D.S.I. Water Heater

- Dual 7-Gallon LPG Cylinders w/Regulator & Auto-Changeover
- Whole Coach Water Purifier System
- Microwave w/Electronic Touch Pad

Electrical

- Solid State Converter w/Built-in Battery Charger
- 120V Central Electrical Panel
- 120V Patio Receptacle
- Cable TV Hook-Up
- TV Antenna
- Prewired for Roof Air Conditioner
- Prewired for Stereo and Speakers
- Wall-Switched Interior Lights

Safety

- Fire Extinguisher
- Smoke Detector/Alarm
- LP Gas Leak Detector/Alarm
- 120-Volt GFI Circuit Protection (Galley/Bath/Patio)
- 4-Wheel Electric Brakes
- Retractable Entry Step w/Non-Skid Strip
- Break-Away Emergency Disconnect Brake

Popular Optional Features

(See Dealer for Complete List)

- Exterior Shower
- Stereo AM/FM CD Player
- Exterior Barbeque
- 13.5M Air Conditioner
- Tinted Safety Glass Windows
- Spare Tire
- Free Standing Chair (Some Models)
- Bedroom Carpet (Most Models)
- Living Room Carpet (Most Models)

| PIONEER MODELS | 17T4 | 18T6 | 19T4 | 21TS6 | 22T6 | 23T6 | 24TB6 | 25TS6 | 27TB8 |
|--|----------------------|----------------------|----------------------|----------------------|----------------------|----------------------|----------------------|----------------------|----------------------|
| GVWR (Gross Vehicle Weight Rating) (lbs.) ¹ | 5,700 | 6,000 | 6,100 | N/A | 6,700 | 6,800 | 7,000 | 7,900 | 7,500 |
| Gross Dry Weight (lbs.) ^{2,6} | 3,748 | 3,905 | 4,088 | N/A | 4,726 | 4,707 | 4,447 | 5,754 | 4,836 |
| Maximum Carrying Capacity (lbs.) ^{3,6} | 1,952 | 2,095 | 2,012 | N/A | 1,974 | 2,093 | 2,553 | 2,146 | 2,664 |
| Hitch Dry Weight (lbs.) ^{2,6} | 481 | 426 | 532 | N/A | 525 | 593 | 481 | 710 | 681 |
| Length (' and ") ^{4,6,8} | 21' 6" | 23' 10" | 23' 10" | 25' 6" | 27' 7" | 27' 10" | 28' 6" | 29' 11" | 31' 4" |
| Height (' and ") ^{5,6} | 9' 11" | 9' 11" | 9' 11" | 9' 11" | 9' 11" | 9' 11" | 9' 11" | 10' 1" | 9' 11" |
| Tire Size | ST205/75R 14" (C) | ST205/75R 14" (C) | ST205/75R 14" (C) | ST205/75R 14" (C) | ST205/75R 14" (C) | ST205/75R 14" (C) | ST205/75R 14" (C) | ST225/75R 15" (C) | ST205/75R 14" (C) |
| Fresh Water Holding Tank (gal.) ^{6,7} | 50 | 50 | 50 | 50 | 50 | 50 | 50 | 50 | 50 |
| Gray Water Holding Tank (gal.) ^{6,7} | 40 | 40 | 40 | 40 | 40 | 40 | 40 | 40 | 40 |
| Black Water Holding Tank (gal.) ^{6,7} | 40 | 40 | 40 | 40 | 40 | 40 | 40 | 40 | 40 |
| LPG Capacity (lbs.) ^{6,7} | 60 | 60 | 60 | 60 | 60 | 60 | 60 | 60 | 60 |

1 (Gross Vehicle Weight Rating) is the maximum permissible weight of this trailer when fully loaded. It includes all weight at the trailer axle(s) and tongue or pin.

2 All dry weights are based on the standard model and do not include optional features or equipment.

3 Maximum Carrying Capacity is determined by subtracting Gross Dry Weight from GVWR. Maximum Carrying Capacity

includes all fluids, optional features, equipment, and personal cargo.

4 Trailer length includes 3' 6" for hitch; fifth wheel includes standard pin box.

5 Add 9" if equipped with optional roof air conditioner.

6 Approximate.

7 Water weight equals 8.3 lbs per gallon. LP Gas weight equals 4.2 lbs per gallon.

8 Add 10" if equipped with optional spare tire and carrier.

* Estimated weights N/A = not available at time of printing.

IMPORTANT— PLEASE READ: Product information, photography and illustrations included in this publication were as accurate as possible at the time of printing. For further product information and changes, please visit our website at www.fleetwoodrv.com or contact your local Fleetwood dealer. Prices, materials, design and specifications are subject to change without notice. All weights, fuel, liquid capacities and dimensions are approximate. Fleetwood has designed its recreational vehicles to provide a variety of uses for its customers. Each vehicle features optimal seating, sleeping, storage and fluid capacities. The user is responsible for selecting the proper combination of loads (i.e. occupants, equipment, fluids, cargo, etc.) to ensure that the vehicle's capacities are not exceeded.

To Our Customer Friends...

To make sure that you get the maximum satisfaction out of your recreational vehicle purchase, there are several things you should know:

1. Learn all you can about the travel trailer or fifth wheel you're planning to buy. Don't rely on word of mouth. Get the facts about the actual trailer length, width, unloaded weight with options, Gross Vehicle Weight Rating, and cargo carrying capacity. These are usually available in the manufacturer's sales literature or from the Cargo Carrying Capacity Label located in each trailer. Be sure to check this information **before** you decide which unit to buy.
2. Verify the towing capacity of your tow vehicle. If you don't know, or aren't sure, you can ask at your automotive dealership. Be sure to match its tow rating to the loaded (not dry) weight of your trailer. Include the weight of water, additional accessories, clothing, food, and gear. To help Fleetwood travel trailer customers estimate this total weight, our Gross Vehicle Weight Ratings reflect the maximum weight of the trailer when fully loaded for camping.

Taking these simple steps before you buy will help insure that your trailer and tow vehicle combination is just what you wanted.

Happy Camping!

Your local Pioneer dealer is:

Colton RV
3122 Niagara Falls Blvd.
North Tonawanda, NY 14120
(716) 694-0188
(877) 515-9701
www.ColtonRV.com

RV Ownercare The Fleetwood Two-Year Hitch to Bumper Warranty Coverage*

This comprehensive program includes systems, appliances, components and construction — with no additional costs to you.



Two-Year Full Warranty*

Leaving the Fleetwood dealership after you've purchased your RV doesn't mean leaving Fleetwood's commitment to your satisfaction behind. This complete warranty is unique because it's just that—complete. Some competitive brands only support a one-year warranty and most are limited. Be sure to check.

Fully Transferable*

Because we don't hesitate to stand behind our products, the complete warranty is fully transferable during the 24-months of warranty coverage, which is a plus for resale value.

National Coverage

Traveling to Spokane? Buffalo? We've got you covered with one of the nation's largest trained service networks. In fact, 1,100 Fleetwood dealers are just a phone call away.

Require these features when you purchase your new RV... Fleetwood does!

*For complete details, see your Fleetwood dealer.



Visit our website at
fleetwoodrv.com
and join the fun!
(877) 577-2560

www.fleetwoodrv.com

Visit our website to find a dealer near you or learn more about other Fleetwood products.
Or call us toll-free at 1-800-444-4905.

What Drives You?

Maybe it's feeling like you're the only one on Earth. Perhaps it's the unique sense of closeness with the great outdoors. Or, it might be the joy that comes from spending quality time with family and friends.

Whatever the reason, we know that you have a strong drive to experience everything that comes with spending time on the road. And for more than 50 years, we've shared that passion with you.

Because we're RV enthusiasts ourselves, you can see our passion in the vehicles we design and build. Own a Fleetwood, and you'll feel like you're not just traveling, but embarking on an experience unlike any other.

Set your own course for adventure and get out there and explore the world around you. Once you do, you'll see what it is that drives us - it's you.

IMPORTANT—PLEASE READ: Product information, photography and illustrations included in this publication were as accurate as possible at the time of printing. For further product information and changes, please visit our website at www.fleetwoodrv.com or contact your local Fleetwood dealer. Prices, materials, design and specifications are subject to change without notice. All weights, fuel, liquid capacities and dimensions are approximate. Fleetwood has designed its recreational vehicles to provide a variety of uses for its customers. Each vehicle features optimal seating, sleeping, storage and fluid capacities. The user is responsible for selecting the proper combination of loads (i.e. occupants, equipment, fluids, cargo, etc.) to ensure that the vehicle's capacities are not exceeded.



Driven to Explore