


FOR THE FAMILY  
ON THE GO.



Easy-to-Tow Travel Trailers



EVERGREEN  
RECREATIONAL VEHICLES


Every Trail Leads You Home.





Looking forward in the 293RK, all seats face the entertainment center and a standard Bluetooth compatible stereo system.





The living area of the I-GO 293RK is made for entertaining with the galley kitchen at the rear of the coach and the dinette, lounge chairs and sofa all facing a large common area.



## Whatever the Trail, I-GO is Ready.

Taking your family on a weekend adventure is simple in the well-equipped, easy-to-tow, spacious I-GO Series trailers from EverGreen. Choose from our classic I-Go Series, the ultra-light easy-to-tow I-GO Cloud, or the premium equipped I-Go Pro series. All the I-GO series travel trailers are affordably designed for family camping. With over 20 floorplans to choose from, there's an I-GO right for your family. I-GOs feature quality kitchens, upgraded entertainment systems and room for family camping. All the value-packed standard features and quality construction expected from an EverGreen are built in to the I-GO series trailers at an affordable price point.

Families with smaller tow vehicles will find the low width-to-weight ratio on our 7.5-foot I-GO Cloud series allows for better tracking and easier towing behind smaller pickups and mid-sized SUVs.

**I-GO** *Cloud Series*  
BY EVERGREEN





The massive slide out on the I-GO 280QB, and five other models, houses a large over-stuffed sofa and a large dinette positioned across from the kitchen.



**ABOVE:** The outside kitchen on some I-GO models extends time outside with the family and makes cooking easy and convenient.

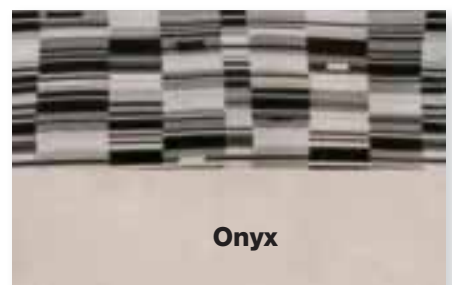
**BELOW:** This shoe cubby keeps your bedside clutter free and organized on some I-GO models.



## CUSTOMIZE YOUR I-GO

The I-GO travel trailer is second to none when it comes to choosing the right travel trailer for your family. I-GO and I-GO Pro's open concept living areas are more spacious with deeper 42-inch slides for an exceptional amount of seating and entertaining space. A variety of kitchens are fully equipped with a microwave, three-burner range and double door refrigerator—all standard. Choose from three interior décors.

## FABRIC CHOICES



# I-GO. BUILT WITH THE EVERGREEN DIFFERENCE



## CONSTRUCTION FEATURES

### Walls

- 1 Upgraded Graphics Package
- 2 DuraLite aluminum frame
- 3 High-density, block foam insulation
- 4 Plywood substrate
- 5 Glossy, fiberglass reinforced exterior

### Roof

- 6 Standard Awning
- 7 Fully welded, crowned aluminum frame
- 8 High-density block foam insulation
- 9 Plywood substrate
- 10 Reflective, white TPO roofing

### FLOOR

- 11 Heated-Enclosed underbelly
- 12 Woven plastic floor brace
- 13 Plywood substrate
- 14 DuraLite aluminum frame
- 15 High-density block foam insulation
- 16 Plywood substrate
- 17 Padded "No-Crack" vinyl floor
- 18 Apollo Chassis System

Since EverGreen first changed the RV industry with the fully laminated travel trailer, we've been busy focusing on the innovation front with new manufacturing and material specifications to build a better, lighter weight trailer for your family.



## DuraLite™ Double Welded Aluminum Structure

I-Go is built on the DuraLite Double Welded Aluminum Structure. It includes six-sided double-welded aluminum frame construction in the walls, roof and floors, with header framing around all doors, windows and baggage door openings.

## Aluminum Framing

This strong, durable framing creates a sturdier coach and is superior to wood frame construction used in conventional travel trailers.





# STANDARD FEATURES AND OPTIONAL PACKAGES

## CONSTRUCTION

- 8-foot wide
- Apollo Chassis System
- Laminated sidewalls, roof and floors
- Tough fiberglass reinforced exterior
- Fully welded DuraLite aluminum framed sidewalls, roof and floor includes window framing
- Crowned roof with white, reflective TPO material
- Heated enclosed underbelly

## EXTERIOR

- Aerodynamic profile for improved gas mileage
- Dark tinted, safety glass windows
- Radial, nitro-filled tires with steel rims
- Outside shower
- Exterior speakers
- Awning with LED light strip
- Radius entry door with grab handle
- Large pass-through storage
- Designer graphics
- Spare tire and kit

## UTILITIES

- Six-gallon gas/electric direct spark ignition water heater
- Detachable power cord
- (2) 20-pound LP tanks with hard cover
- Cable hookup
- Furnace
- Ducted roof A/C
- TV antenna and booster
- Electronic tank readout
- Water pump with winterizing inlet
- Fire extinguisher, carbon monoxide detector, smoke alarm
- Rack and pinion slide-out system on super slides

## KITCHEN

- Flush mount three-burner range with glass top and oven
- Solid surface countertops
- Padded "No-Crack" vinyl flooring
- Large kitchen window with blind
- Full-size composite sink with cover and gooseneck faucet
- Microwave
- Double door refrigerator/freezer
- Decorative backsplash

## LIVING

- Entertainment center
- Bluetooth compatible stereo system
- Decorative, sturdy window valances
- Ceiling speakers

## BATH

- Foot flush toilet
- Full tub/or neo-angled shower
- Skylight over shower/tub
- 30-inch X 18-inch mirror
- Power exhaust fan

## BEDROOM

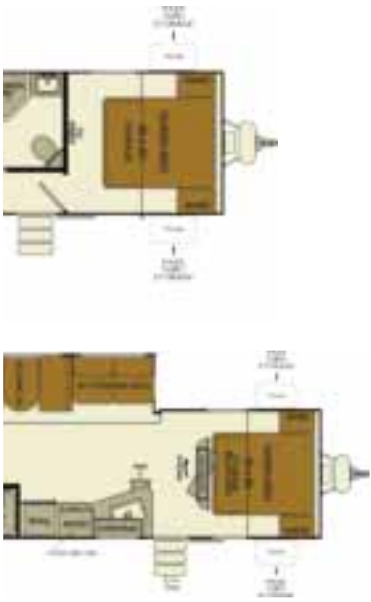
- 60x80 queen bed with innerspring mattress
- Under-bed storage with shoe cubby
- Dual wardrobe
- USB charging station
- Laundry shoot (most models)

## OPTIONS

- 15,000 BTU A/C
- 50 AMP service with 2nd A/C prep
- 2nd 13,500 BTU A/C
- 28-inch TV
- 32-inch TV
- 40-inch TV (245RKDS only)
- Hide-a-bed
- Aluminum wheels
- Power awning
- Power tongue jack
- Bumper mount grill
- Molded fiberglass front cap
- Slide doors IPO curtains
- TV bracket
- CD/DVD/Bluetooth stereo
- Electric stabilizer jacks

## PRO PACKAGE

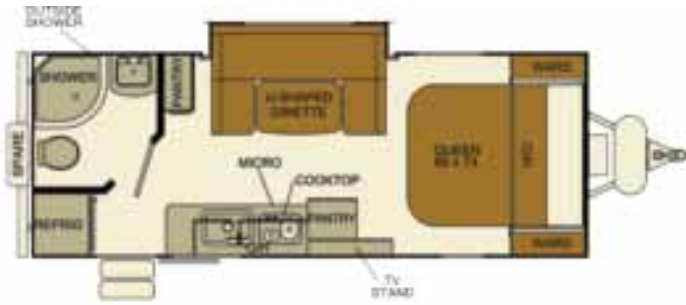
- Molded fiberglass front cap with LED light strips
- Electric awning with LED light strip
- Upgraded Bluetooth stereo with CD/DVD player
- Slam latch baggage doors
- 32-inch TV
- Power tongue jack
- Equa-flex suspension
- Black tank flush
- Corian countertops
- Interior LED lighting
- Folding grab handle



	314BDS	290XLT
K	6102	TBD
	599	TBD
	8750	TBD
	36	TBD
	29	TBD
	29	TBD
	40	TBD
	2349	TBD
	34' 9"	TBD
	11' 1"	TBD
	8' 1"	TBD
	60x80	TBD
	16'	TBD
R15-D	ST205/75R15-D	TBD

\*EverGreen RV reserves the right to change or discontinue at any time, without notice, prices, colors, materials, equipment, accessories, specifications, models, and packages, without incurring any obligations to make the same or similar changes to trailers previously sold. Colors shown may vary due to reproduction and printing processes.

# FLOORPLANS AND SPECIFICATIONS



183RB



193BH



184RB



210RB



189FDS



215RBK

SPECIFICATIONS	183RB	184RB	189FDS	193BH	210RB
Total dry weight	3551	3615	3630	3630	4389
Dry Hitch Weight	325	347	440	440	404
GVWR	5495	5495	5495	5495	5995
Fresh Water Capacity	36	36	30	36	36
Gray Water	29	29	29	29	29
Black Water	29	29	29	29	29
LP Capacity	40	40	40	40	40
CCC	1924	1880	1575	1575	1407
Length	22' 11"	22' 11"	20' 4"	23' 11"	25' 6"
Height (including AC)	10' 4"	10' 4"	10' 8"	10' 4"	10' 8"
Width	7' 7"	7' 7"	7' 7"	7' 7"	7' 7"
Bed Size	60x74	60x74	60x80	60x74	60x80
Power Awning Length	12' 6"	12' 6"	10'	14'	15'
Tire Size	ST205/75R14-C	ST205/75R14-C	ST205/75R14-C	ST205/75R14-C	ST205/75R14-C



# STANDARD FEATURES AND OPTIONAL PACKAGES

## CONSTRUCTION

- 7.5-foot wide
- Apollo Chassis System
- Laminated sidewalls, roof and floors
- Tough fiberglass reinforced exterior
- Fully welded Duralite aluminum framed sidewalls, roof and floor includes window framing
- Crowned roof with white, reflective TPO material
- Heated enclosed underbelly

## EXTERIOR

- Aerodynamic profile for improved gas mileage
- Dark tinted, safety glass windows
- Radial, nitro-filled tires with steel rims
- Outside shower
- Exterior speakers
- Awning with LED light strip
- Radius entry door with grab handle
- Large pass-through storage
- Designer graphics
- Spare tire and kit

## UTILITIES

- Six-gallon gas/electric direct spark ignition water heater
- Detachable powercord
- (2) 20-pound LP tanks with hard cover
- Cable hookup
- Furnace
- Ducted roof A/C
- TV antenna and booster
- Electronic tank readout
- Water pump with winterizing inlet
- Fire extinguisher, carbon monoxide detector, smoke alarm

## KITCHEN

- Padded "No-Crack" vinyl flooring
- Large kitchen window with blind
- Full-size composite sink with cover and gooseneck faucet
- Microwave
- Solid surface countertops
- Double door refrigerator/freezer

## LIVING

- Entertainment center
- Bluetooth compatible stereo system
- Decorative, sturdy window valances
- Ceiling speakers
- Jack knife sofa

## BATH

- Foot flush toilet
- Full neo-angled shower with glass door
- Skylight over shower/tub
- Large 30-inch x18-inch mirror
- Power exhaust fan

## BEDROOM

- Under-bed storage with shoe cubby (most models)
- USB charging station
- Laundry shoot (most models)

## OPTIONS

- 15,000 BTU A/C
- 28-inch TV
- 32-inch TV (some models)
- Aluminum wheels
- Power awning with LED light strip
- Power tongue jack
- 3-in-1 convection microwave
- Bumper mount grill
- CD/DVD/Bluetooth stereo
- Electric stabilizer jacks

## PRO PACKAGE

- Molded fiberglass front cap with LED light strips
- Electric awning with LED light strip
- Upgraded Bluetooth stereo with CD/DVD player
- Slam latch baggage doors
- 28-inch or 32-inch TV
- Power tongue jack
- Equa-flex suspension
- Black tank flush
- Corian countertops
- Interior LED lighting
- Folding grab handle
- Upgraded backsplash
- Slider doors IPO curtains

## 215RBK

4415

502

6295

36

29

29

40

1880

26' 4"

10' 8"

7' 7"

60x80

14'

ST205/75R14-C

\*EverGreen RV reserves the right to change or discontinue at any time, without notice, prices, colors, materials, equipment, accessories, specifications, models, and packages, without incurring any obligations to make the same or similar changes to trailers previously sold. Colors shown may vary due to reproduction and printing processes.

# FLOORPLANS AND SPECIFICATIONS



GP23RBDS



GP33BHTS



GP27RBDS



GP34RLTS



GP32REDS

SPECIFICATIONS	GP23RBDS	GP27RBDS	GP32REDS	GP33BHTS	GP34RLTS
Total dry weight	TBD	TBD	TBD	TBD	TBD
Dry Hitch Weight	TBD	TBD	TBD	TBD	TBD
GVWR	TBD	TBD	TBD	TBD	TBD
Fresh Water Capacity	TBD	TBD	TBD	TBD	TBD
Gray Water	TBD	TBD	TBD	TBD	TBD
Black Water	TBD	TBD	TBD	TBD	TBD
LP Capacity	TBD	TBD	TBD	TBD	TBD
CCC	TBD	TBD	TBD	TBD	TBD
Length	TBD	TBD	TBD	TBD	TBD
Height (including AC)	TBD	TBD	TBD	TBD	TBD
Width	TBD	TBD	TBD	TBD	TBD
Bed Size	TBD	TBD	TBD	TBD	TBD
Power Awning Length	TBD	TBD	TBD	TBD	TBD
Tire Size	TBD	TBD	TBD	TBD	TBD



# STANDARD FEATURES AND OPTIONAL PACKAGES

## CONSTRUCTION

- Apollo Chassis System
- Laminated sidewalls, roof and floors
- Tough fiberglass reinforced exterior
- Fully welded DuraLite aluminum framed sidewalls, roof and floor includes window framing
- Crowned roof fully laminated with white, reflective TPO material
- Heated enclosed underbelly

## EXTERIOR

- Molded fiberglass front cap with LED light strips
- Dark tinted, safety glass windows
- Radial, nitro-filled tires with steel rims
- Outside shower
- Exterior speakers
- Radius entry door with folding grab handle
- Large pass-through storage
- Designer graphics
- Spare tire and kit
- Electric awning with LED light strip
- Slam latch baggage doors

## UTILITIES

- Six-gallon gas/electric direct spark ignition water heater
- Detachable power cord
- (2) 20-pound LP tanks with hard cover
- Cable hookup
- Furnace
- Ducted roof A/C
- TV antenna and booster
- Electronic tank readout
- Water pump with winterizing inlet
- Fire extinguisher, carbon monoxide detector, smoke alarm
- Rack and pinion slide-out system on super slides
- Diamond plate rock guard
- Four stabilizer jacks
- EZ lube axles
- Power tongue jack
- Equa-Flex suspension
- Black tank flush

## KITCHEN

- Padded "No-Crack" vinyl flooring
- Undermount sink with high-rise faucet
- Microwave
- Flush mount cooktop with glass cover
- Corian countertops and sink cover
- Double door refrigerator/freezer
- Upgraded backsplash
- Under dinette storage

## LIVING

- Entertainment center
- Bluetooth compatible stereo system with CD and DVD player
- Decorative, sturdy window valances
- Ceiling speakers
- 32-inch TV

## BATH

- Foot flush toilet
- Full tub/or neo-angled shower
- Skylight over shower/tub
- 30-inch X 18-inch mirror
- Power exhaust fan

## BEDROOM

- 60x80 queen bed with innerspring mattress
- Under-bed storage with shoe cubby
- Dual wardrobe
- USB charging station
- Laundry shoot (most models)
- Slider doors IPO curtains

## OPTIONS

- 15,000 BTU A/C
- 50 AMP service with 2nd A/C prep
- 2nd 13,500 BTU A/C
- 28-inch TV
- Hide-a-bed
- Aluminum wheels
- Bumper mount grill
- Electric stabilizer jacks

\*EverGreen RV reserves the right to change or discontinue at any time, without notice, prices, colors, materials, equipment, accessories, specifications, models, and packages, without incurring any obligations to make the same or similar changes to trailers previously sold. Colors shown may vary due to reproduction and printing processes.

# Choose the I-GO For Your Family!



**I-GO**  
EVERGREEN

**I-GO PRO**  
EVERGREEN

**I-GO** *Cloud Series*  
EVERGREEN




## THE EVERGREEN PEACE OF MIND WARRANTY.

We're so confident in our quality that we're willing to stand behind our travel trailers and fifth-wheels with one of the best warranties in the industry.

- 12-Year Roofing Materials Warranty
- 3-Year Limited Structural Warranty\*
- 1-Year Limited Warranty
- 1-Year Free Roadside Assistance Program

\*Contact your EverGreen dealer for an applicable copy of all limited warranties

JOIN US ON FACEBOOK.  
SHARE YOUR EVERGREEN CAMPING  
SELFIE!



**WIN A  
NATIONAL  
PARK PASS**



## COMPLIMENTS OF:



WWW.GOEVERGREENRV.COM

10758 COUNTY ROAD 2 • MIDDLEBURY, IN 46540  
PHONE: (574) 825-4298 • FAX: (574) 825-4299